

ITF Junior Circuit Ranking system February 2018



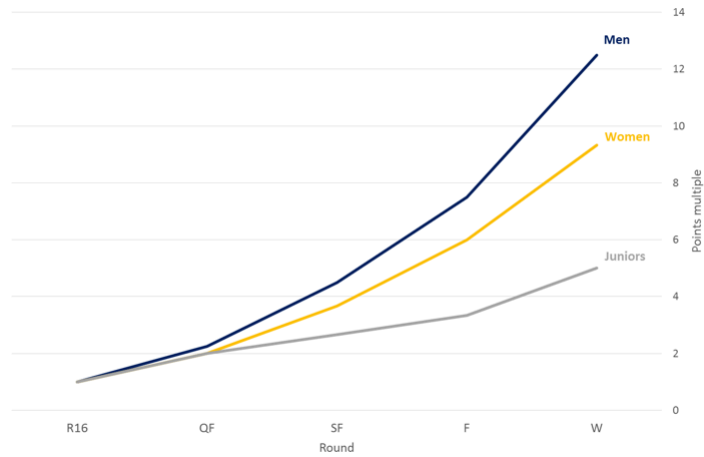
INTRODUCTION

- The ITF Junior Circuit currently has a significantly flatter distribution of ranking points – both between and within tournaments – than either the men’s or women’s professional tours.
 - Undervalues points earned at Grade A and G1 tournaments – most noticeable at Grand Slams – compared to G2-G5 tournaments (“between”).
 - Undervalues progression within a tournament with relatively few points awarded to the winner compared to a loser in the Round of 16 (“within”).
- Reform has been approved by the ITF Board of Directors
 - To re-value Grade A / Grade 1 tournaments; and
 - In light of the proposed play-up rules on the Transition Tour and Pro Circuit levels.



THE CURRENT SITUATION – WITHIN TOURNAMENTS

Ranking point allocation at Men's, Women's, and Junior tournaments

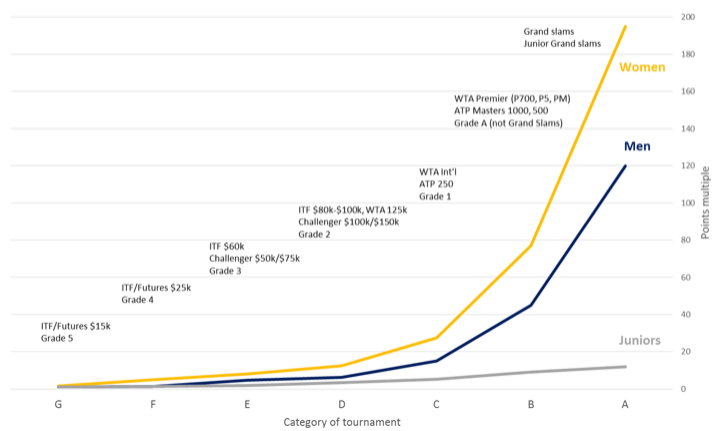


Ranking point allocation shown as multiples of R16 singles points at ATP 250, WTA International, Junior Grade 1 tournaments



THE CURRENT SITUATION – BETWEEN TOURNAMENTS

Ranking point allocation on Men's, Women's, and Junior Circuits by Tournament Category



Ranking point allocation shown as multiples of "Category G" Semi Final singles points



CHANGES

- From 2 April 2018 the ranking points structure will be formally changed
- Bigger points difference between tournament categories and tournament rounds
- Grand Slams elevated above the other Grade A tournaments
- Youth Olympic Games categorised alongside the Grand Slams tournaments
- Junior Masters inserted between Grade A tournaments and Grand Slams
- Points proposed for players placed first through eighth in the Junior Masters.



BENEFITS OF RANKING POINT REFORM

- Stronger contrast between the different tournament grades and between different rounds, including at Grand Slam level
- Ranking point structure more in line with ATP/WTA
- Greater weight to Grade A and G1 tournaments, allowing best players to progress more quickly to Transition Tour reserved places in 2019
- Stability in rankings retained; overall correlation between Junior ranking and performance at Grade A/1 tournaments remains strong
- The new structure (with greater values) doubles the individual ranking point totals from approx. 300 to approx. 600. Cuts down on drawing lots to resolve ties and is fairer to players





CHANGES TO RANKING POINT STRUCTURE

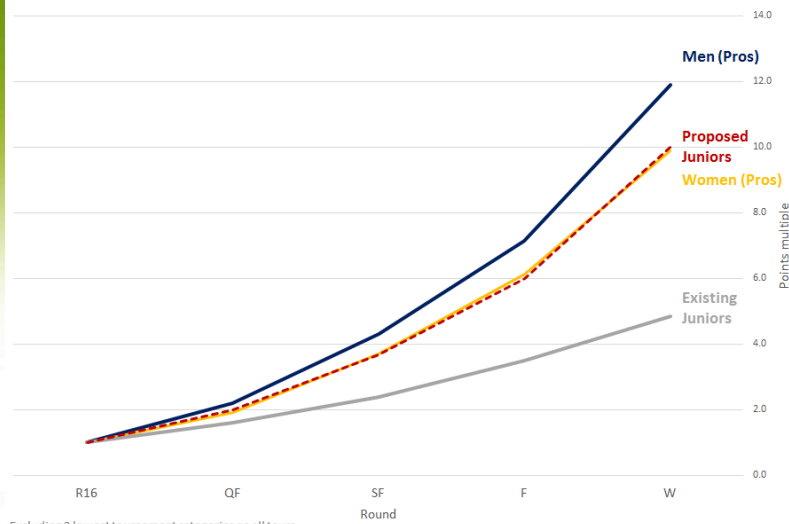
Category	2017 Existing points structure						Proposed points structure						
	W	F	SF	QF	R16	R32	W	F	SF	QF	R16	R32	
Singles													
Grand Slams	375	270	180	120	75	30	Slams, Olympics	1000	600	370	200	100	45
* GA (Next 4)	312.5	225	150	100	62.5	30	Junior Masters	750	450	320/220	165/145	125/105	-
GA	250	180	120	80	50	30	GA	500	300	185	100	50	20
G1	150	100	80	60	30	20	G1 / B1	280	170	100	60	30	15
G2	100	75	50	30	20	10	G2 / B2	160	95	60	30	15	7
G3	60	45	30	20	15	7.5	G3 / B3	100	60	36	20	10	5
G4	40	30	20	15	10	-	G4	60	36	18	10	5	-
G5	30	20	15	10	5	-	G5	30	18	9	5	2	-
Doubles													
Grand Slams	270	180	120	75	45	-	Slams, Olympics	750	450	275	150	75	-
GA (Next 4)	225	150	100	62.5	37.5	-	No Doubles at Junior Masters	-	-	-	-	-	-
GA	180	120	80	50	30	-	GA	375	225	140	75	35	-
G1	100	75	50	30	20	-	G1 / B1	210	130	75	45	20	-
G2	75	50	30	20	10	-	G2 / B2	120	75	45	25	12	-
G3	50	30	20	15	7.5	-	G3 / B3	75	45	27	15	7	-
G4	30	20	15	10	-	-	G4	45	27	14	7	-	-
G5	20	15	10	5	-	-	G5	25	13	6	3	-	-
C #1 Player Win	-	80	60	40	-	-	C #1 Player Win	-	95	75	50	-	-
C #2 Player Win	-	60	40	20	-	-	C #2 Player Win	-	75	50	20	-	-
C Doubles Win	-	60	40	20	-	-	C Doubles Win	-	75	50	20	-	-

Notes

- * Singles A (Next 4) refers to the four Grade A non-Grand Slam tournaments that have bonus points in their ranking point structure. They are the Youth Olympic Games, Italian Open, Orange Bowl and ITF Junior Masters
- ~ Points awarded at the Juniors Masters factor in play-offs for 3rd/4th, 5th/6th, and 7th/8th. 8th place receives points only if the player won a match in the Round Robin phase.
- There is no Grade A Super Series bonus in the proposed ranking point structure.
- Junior Grand Slams will continue to award points in qualifying, specifically 30 points for qualifying and 20 points for reaching the last round of qualifying.



EFFECTS OF THE NEW SYSTEM (1)





TRAINING/COMPETITION GUIDELINES - GIRLS

Tennis Canada LTAD <http://www.tenniscanada.com/wp-content/uploads/2015/01/LTADallenglish.pdf>

AGES	COMPETITION				TRAINING			REST AND REGENERATION WEEKS PER YEAR
	NO OF PEAKS	NO OF TOURNAMENTS PER YEAR	NO OF SINGLES MATCHES PER YEAR	TYPES OF COMPETITION	PHYSICAL TRAINING	TENNIS TRAINING Hrs/wk	Total No of hours/week	
15-16	3	24-28	72-84 (3:1 ratio)	-NATIONAL -ITF JUNIORS -GRAND SLAM JUNIORS -JUNIOR FED CUP -TRANSITION TOUR -PRO CIRCUIT	6**-10*	18-22 (when a tennis week)	28	4-5

* When physical is the priority ** When tennis is the priority

ITF logo



TRAINING/COMPETITION GUIDELINES - BOYS

Tennis Canada LTAD <http://www.tenniscanada.com/wp-content/uploads/2015/01/LTADallenglish.pdf>

AGES	COMPETITION				TRAINING			REST AND REGENERATION WEEKS PER YEAR
	NO OF PEAKS	NO OF TOURNAMENTS PER YEAR	NO OF SINGLES MATCHES PER YEAR	TYPES OF COMPETITION	PHYSICAL TRAINING	TENNIS TRAINING Hrs/wk	Total No of hours/week	
16-18	3	27-30	71-90 (3:1 ratio)	-NATIONAL -ITF JUNIORS -GRAND SLAM JUNIORS -TRANSITION TOUR -PRO CIRCUIT	6**-10*	18-20 (when a tennis week)	28	4-5

* When physical is the priority ** When tennis is the priority



IMPORTANT CONSIDERATIONS WHEN MAKING THE COMPETITION PLAN.....

Guiding principles

- First step is to gather all resources and make a plan accordingly.
- The player's development plan and competition plan should be integrated AND tailored to the individual's needs
- Develop a good periodisation plan in order to aid peaking, as well as avoiding injury and burnout
- Consider court surface when planning

Setting goals

- Aim high
- 33% of matches should win, 33% in the balance and 33% as underdog
- Continually re-evaluate results / ranking and set new challenges

